







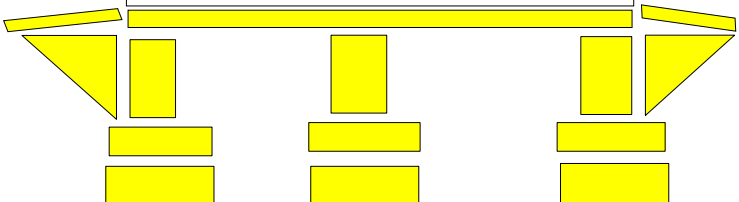
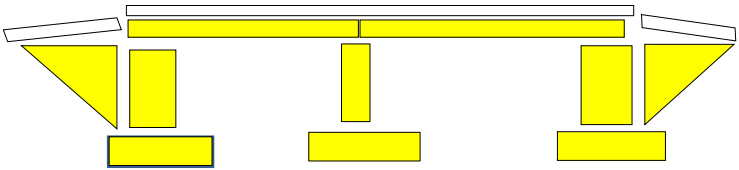




Schematy zaawansowania Robót na wykonywanych obiektach mostowych stan na 31.07.2018


| | | |
|--------|-----------|--|
| PE-8 | 34+788,85 |  |
| PE-9 | 39+538,75 |  |
| PE-11 | 43+206,00 |  |
| PE-11A | 2+265,68 |  |
| PE-11B | 1+678,88 |  |
| PE-12 | 44+708,00 |  |

| | | |
|--------|-----------|---|
| PE-12A | 3+793,81 |  |
| PE-12B | 3+184,05 |  |
| WD-30 | 38+632,34 |  |
| WD-33A | 46+660,64 |  |

Legenda:

 roboty zakończone

 roboty w toku

 roboty nierozpoczęte