







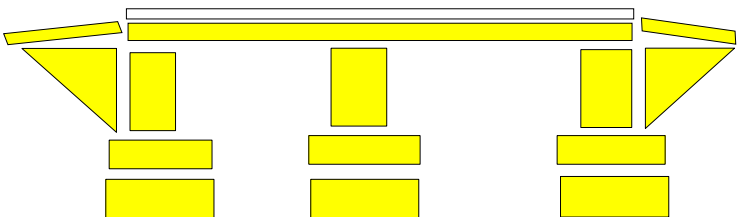
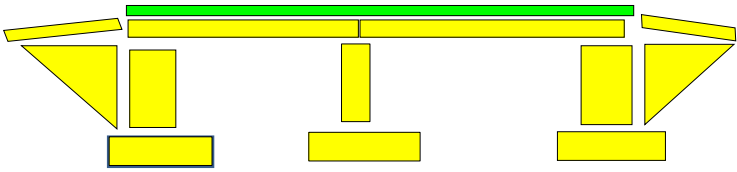




Schematy zaawansowania Robót na wykonywanych obiektach mostowych stan na 30.09.2018


PE-8	34+788,85	
PE-9	39+538,75	
PE-11	43+206,00	
PE-11A	2+265,68	
PE-11B	1+678,88	
PE-12	44+708,00	

PE-12A	3+793,81	
PE-12B	3+184,05	
WD-30	38+632,34	
WD-33A	46+660,64	

Legenda:

 roboty zakończone

 roboty w toku

 roboty nierozpoczęte